

Updated 187 Whip Controller

Thank you for purchasing the most advanced LED whips on the market. In our quest to put out the best product in the market we have recently updated our 187 controller.

*****This controller must be wired to a switch.*****

New Features:

- Brake light intergration
- Turn Signal intergration (if machine is so equipped)
- Stacking mode now available
- App is Bledim



Wiring:

Red - Power

Black - Ground

White - Brake lights

Green - Left Turn (corresponds to label on whip connection)

Yellow - Right turn (corresponds to label on whip connection)



*****Only the Red and Black wires need to be connected for the controller to function.**

White, Green, and Yellow wires do not need to be used and can be tied back out of the way. ***



Use these extensions to connect the harness to the whips. Y-splitters are available to also run our rock lights, Halo lights, and Fang lights off this harness.

Please feel free to call us at 800 674-9920 for any other questions.

187 Whips

Thank you for your purchase of the finest whips on the market. All whips are built by hand in the USA and covered by our Lifetime Warranty.

Your order should include the following items that are marked:




Whips: _____



Controller: _____



Mounts: _____



Extensions: _____

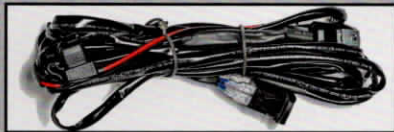


Black Caps: _____

Optional Items: (Purchased Separately)



Switch: RED / Blue / White / NONE



5150 Whips Power Harness: _____


Packed with care by: _____

Installation Instructions:

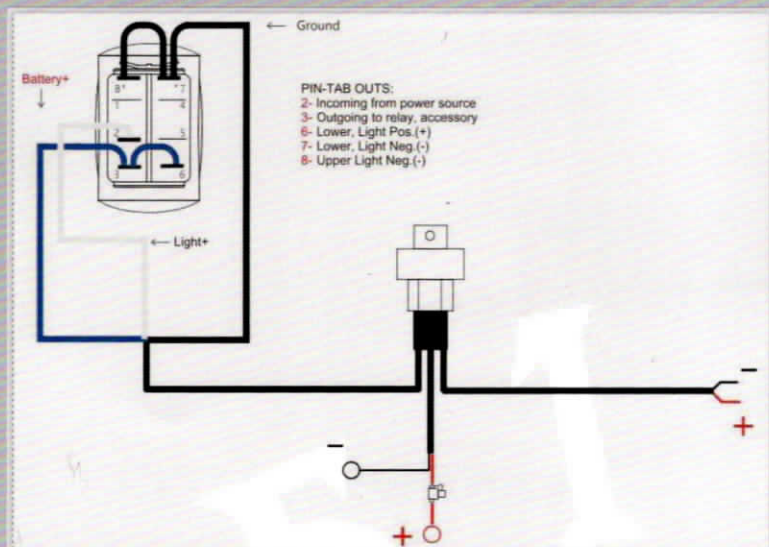
****Your new 187 Whips MUST be wired to a switch or a source that can cut power to the controller. Failure to do so will cause a constant drain on your vehicle's battery and damage to the controller.****

Minimum Wire Gauge: 18 awg

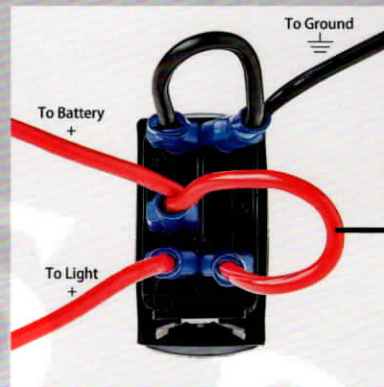
Your Wiring:



5150 Whips Power Harness: (If purchased)



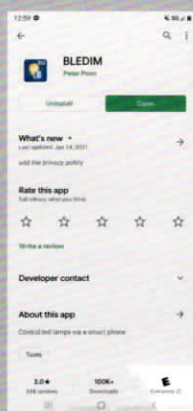
How to wire 5 pin switch: (If purchased separately from Power Harness)



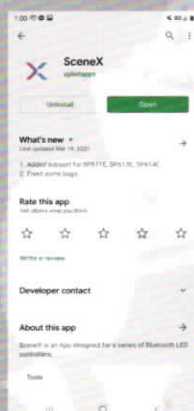
This wire can be moved to accessory wire. Then the back lit led will only illuminate when key is on.

What App do I use:

BLEDIM




SceneX



For controllers purchased before mid 2021.

For controllers purchased after mid 2021.

What are all the wires on the controller for?



Red = Power
 Black = Ground
 Yellow = Right Turn
 Green = Left Turn
 White = Brake

By hooking up the White wire to your positive brake wire you whips will turn red when you brake is applied.

If your vehicle is equipped with a turn signal kit the Yellow and green wires can be tied into the positive left and right turn signal wires. This will allow the whips to flash amber depending on left or right signal being used. Please note the labels on the whip connector as they correspond with left/right sides.

Common Questions:

Is the controller water proof? Yes

Why are extensions only 10 ft? It is easier to run the controller to the rear and run just a power/ground wire than trying to fix the extensions to the rear.

Can your rock lights, Fangs, Halos, Eyebrows all run off of one controller? Yes

Tech Support: (800) 674-9920 ext 2. Monday through Friday 8 am to 5 pm PST.
www.5150whips.com

Power Wire/ Switch Connections

